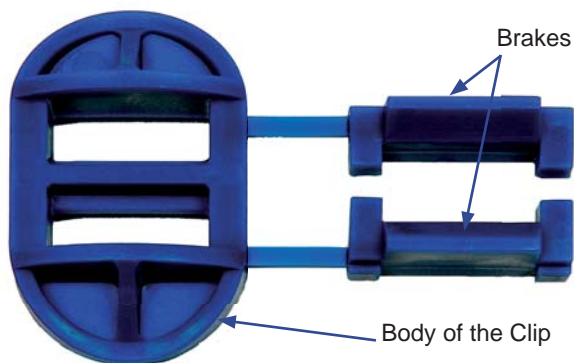




Hard plastic tightening CLIP.




Fitting the CLIP with a 30 mm wide Polyester strap



**1** - Put the strap around a first brake and leave 30 mm of the strap over (min.) **(A)**.



**2** - Put the strap around the second brake **(B)** without cutting the excess, you will need it for tightening.



**3** - Position the tensioning tool and put the strap **(B)** (longest side) into the slot of the tool.



**4** - With a 19 mm wrench, tension the strap to around 60 newtons/metre, then cut (\*) the strap on each side of the CLIP at a distance of 30 mm (min.).

Strap-tensioner tool

ALK Ref.: 89.594.00

(\*) This strap can take a straight cold cut (not bevelled), but it is preferable to make a hot cut (heated blade).